



GEPKA – Roskilde

G-EPJ og Medicinering

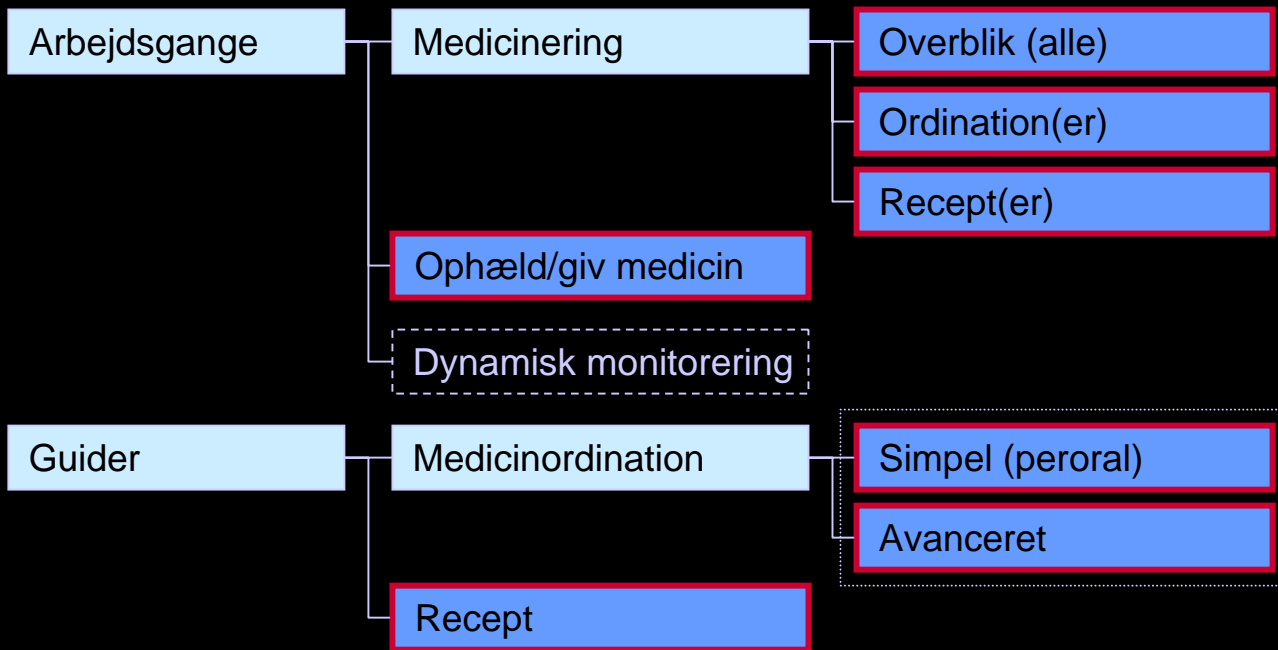
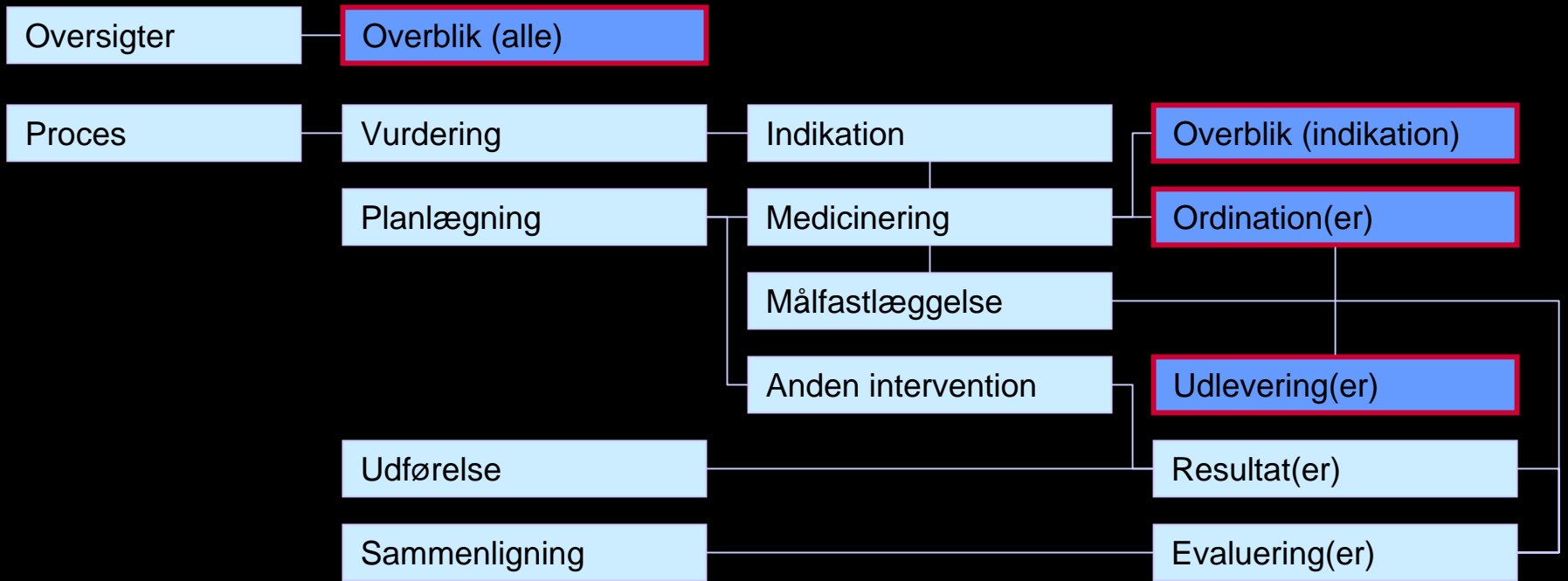
Demonstration af integration mellem
G-EPJ-prototype og OPUS Medicinering



Niels Gundtoft, projektleder



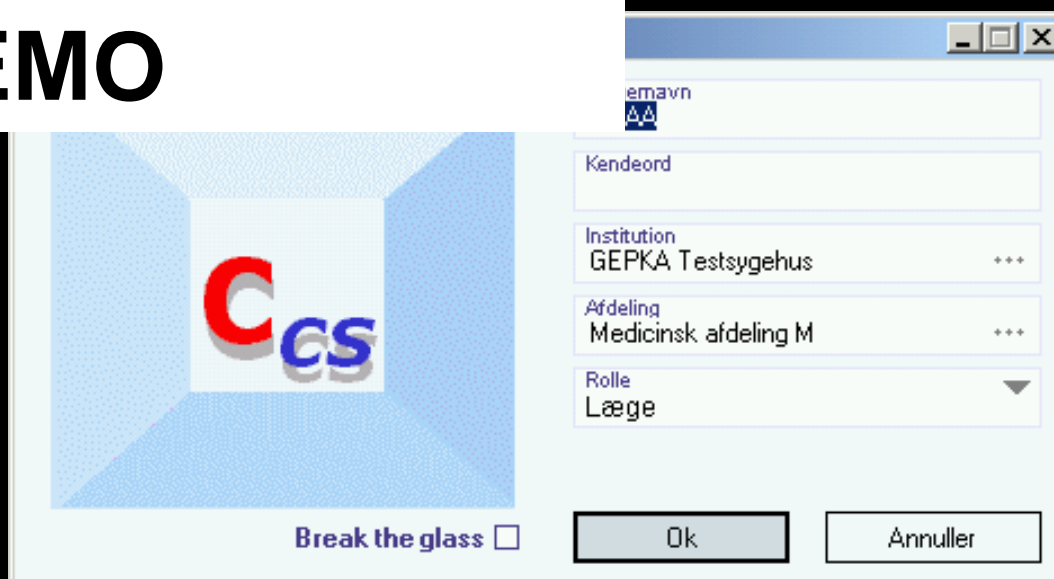
EXPERIENCE. RESULTS.



OPUS
Medicinering

CCS
Prototype

DEMO



The screenshot shows a software window with a blue header bar. On the left, there is a large graphic of a broken glass pane with the CSC logo (a red 'C' and blue 'CS') inside. Below this graphic is a checkbox labeled "Break the glass". On the right, there is a form with several fields: a text field containing "emavn" with a small icon below it, a "Kendeord" field, an "Institution" dropdown menu showing "GEPKA Testsygehus", an "Afdeling" dropdown menu showing "Medicinsk afdeling M", and a "Rolle" dropdown menu showing "Læge". At the bottom right, there are two buttons: "Ok" and "Annuller".

Udfordringerne ...

- Hurtig registrering- hvor mange detaljer?
- Tværfaglig registrering
- Forretningsregler
- Strukturerede data – strukturerede processer?
- Overblik

LØSNINGEN:

Brugervenlighed og automatik
(det ordner leverandøren ...)

Mulige løsninger

- Protokoller ↔ procedurebeskrivelser
- Vejledninger on-line
- Værdi for brugerne omgående ...



Experience. Results.

